



RESEARCH DELTA ADVISORS

US GENERICS – UPCOMING LOSS OF EXCLUSIVITIES: 2026-2028

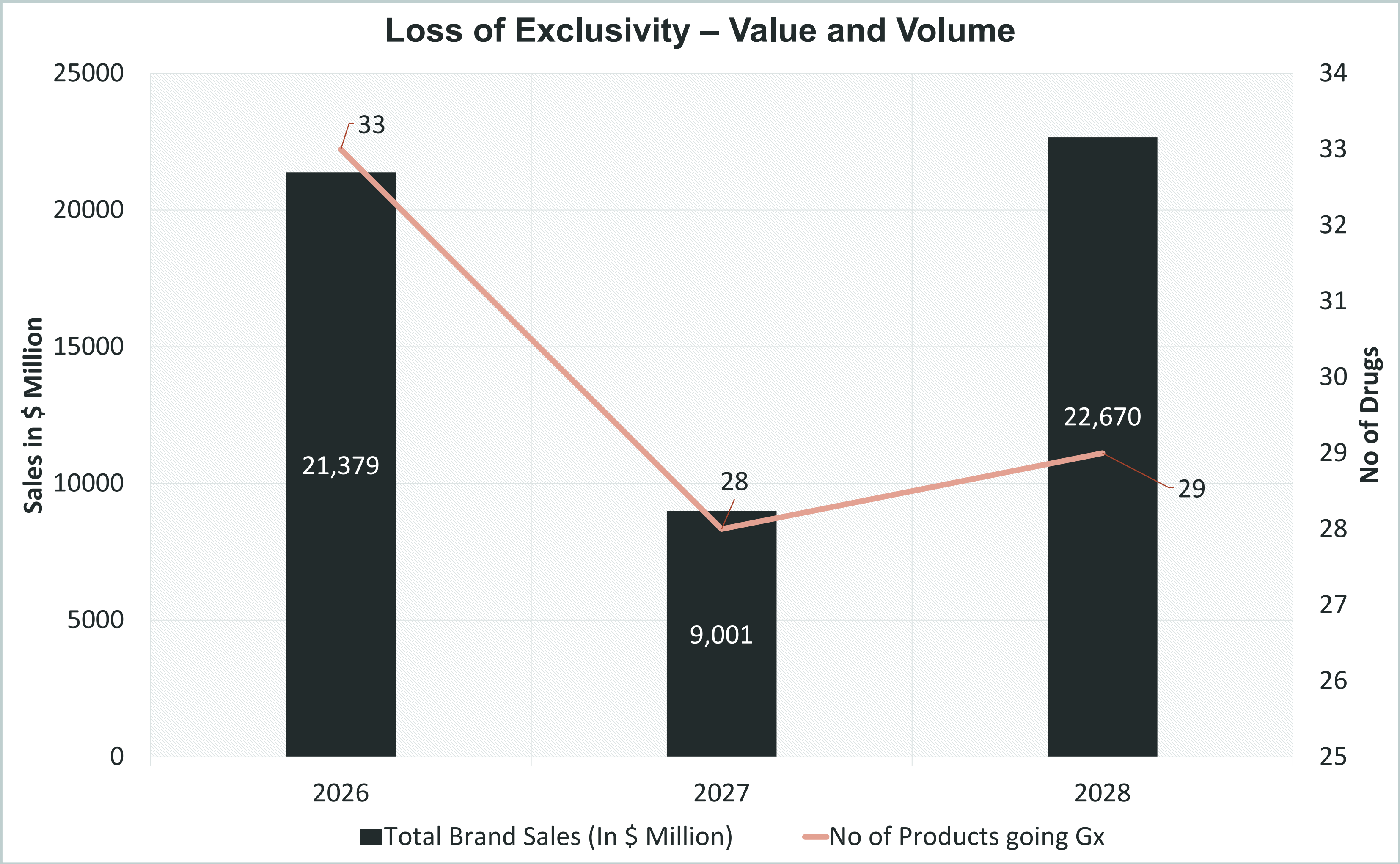
☎ +91.9909919584

✉ nimish@researchdelta.com

13 JANUARY 2026

US GENERICS – LOSS OF EXCLUSIVITIES: 2026-2028

LOE – 2026 THROUGH 2028

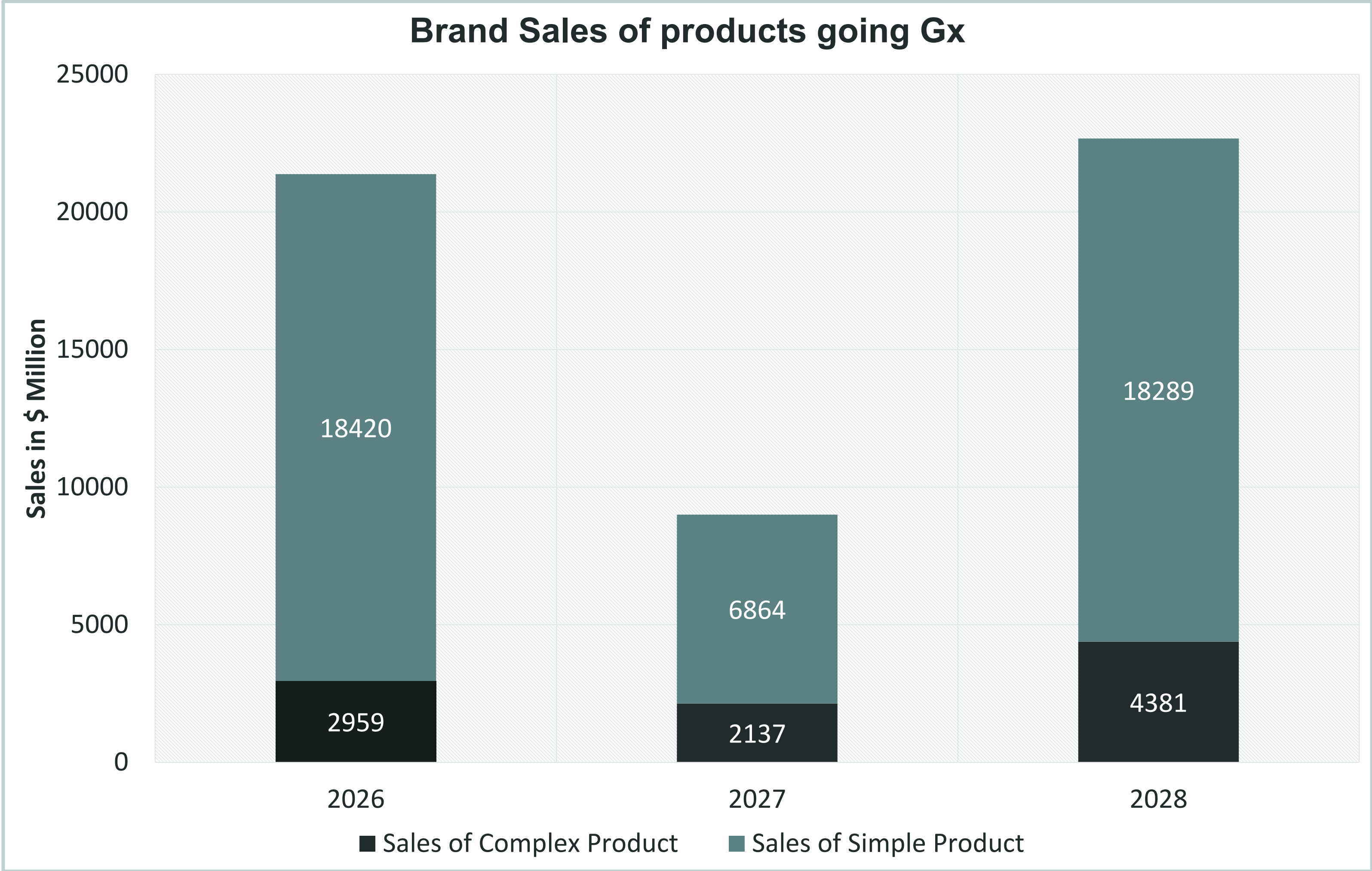


Growth in year 2028 is largely driven by Eliquis (Apixaban).

Source:- Para IV Insights, Research Delta Advisors

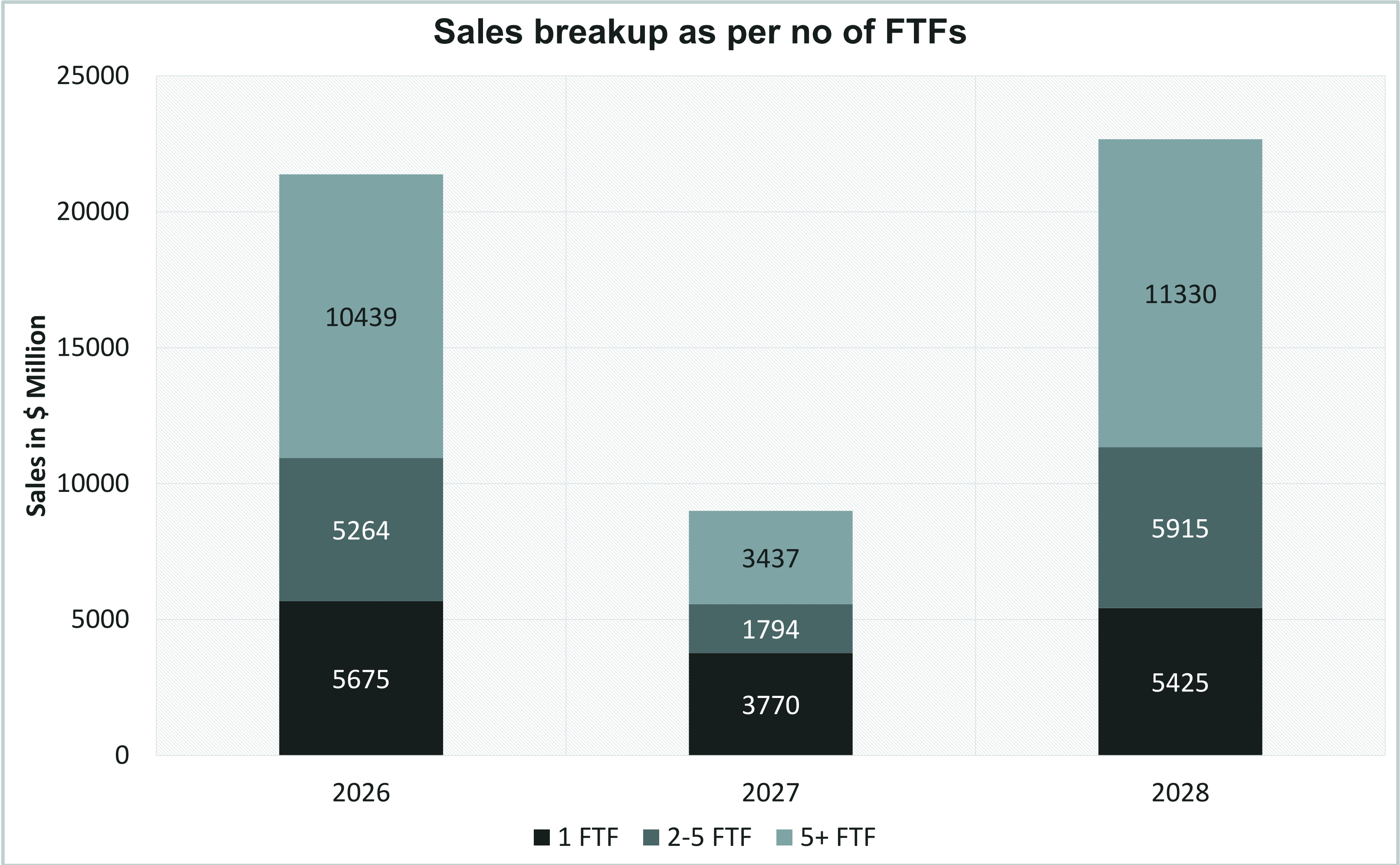
No Biosimilars are Losing Exclusivity in Upcoming 3 years

SIMPLE GENERICS DOMINATES UPCOMING YEARS



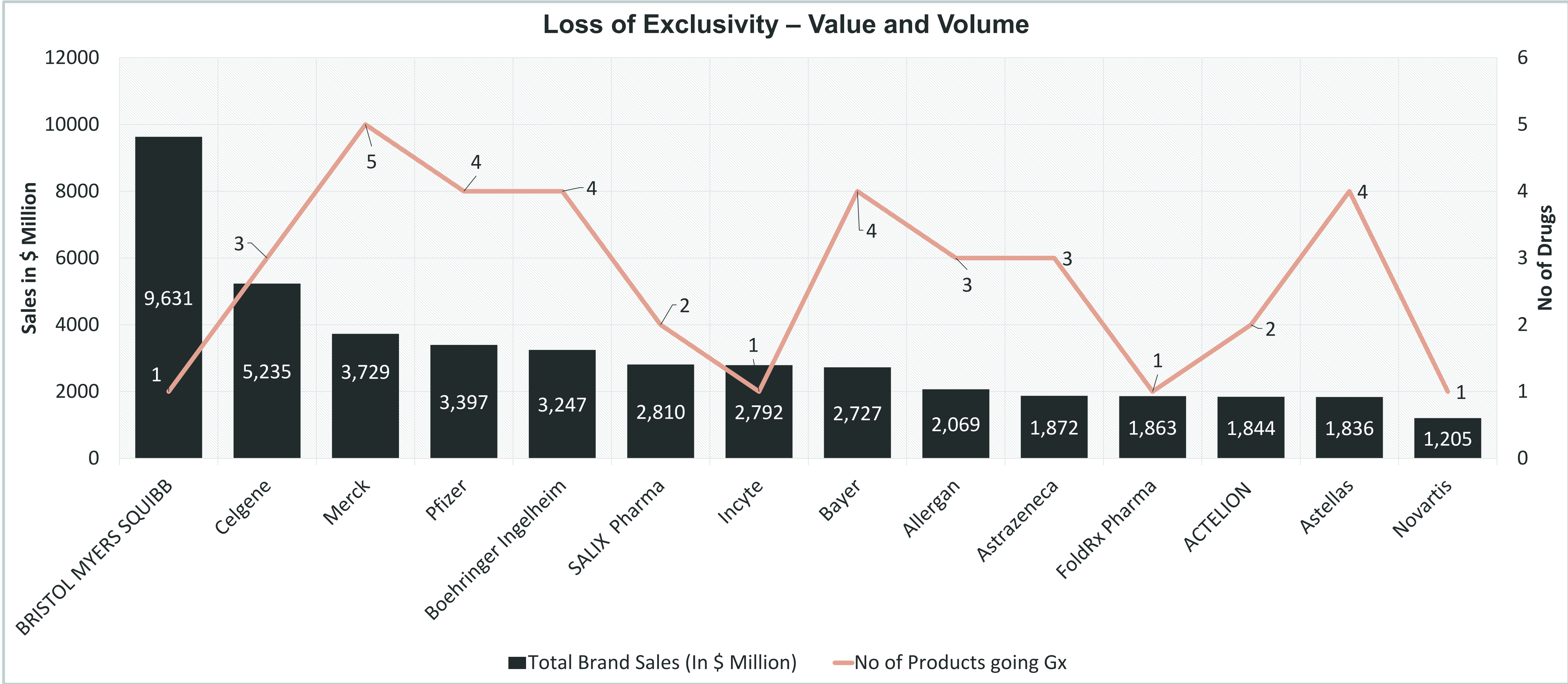
Source:- Para IV Insights, Research Delta Advisors

COMPETITION INCREASE ALONG WITH MARKET OPPORTUNITY



Source:- Para IV Insights, Research Delta Advisors

INNOVATORS' EXPOSURE TO GENERICS



Source:- Para IV Insights, Research Delta Advisors

GENERICS OPPORTUNITY – INDIAN CO. DOMINATES PARA IV SPACE

Sr. No.	Company	No. of Para IVs	No. of FTFs	FTFs as % Para IVs
1	Teva	32	25	78%
2	MSN Labs	27	13	48%
3	Apotex	26	13	50%
4	Sun Pharma	26	15	58%
5	Aurobindo	24	10	42%
6	Zydus Cadila	23	16	70%
7	Lupin	17	8	47%
8	Cipla	16	10	63%
9	Mylan	15	11	73%
10	Dr Reddy's	13	6	46%
11	Sandoz	12	7	58%
12	Alembic	11	7	64%
13	Alkem	11	5	45%
14	Hetero	10	5	50%
15	Prinston Pharma	10	7	70%
16	Accord (Intas)	9	6	67%
17	Amneal	9	3	33%
18	Annora Pharma	9	4	44%
19	Macleods	9	5	56%
20	Torrent	9	8	89%
21	Breckenridge	7	4	57%
22	Glenmark	7	5	71%
23	Ajanta Pharma	6	2	33%
24	Biocon	6	1	17%

Source:- Para IV Insights, Research Delta Advisors

GENERICS OPPORTUNITY – INDIAN CO. DOMINATES PARA IV SPACE

Sr. No.	Company	No. of Para IVs	No. of FTFs	FTFs as % Para IVs
25	Actavis	5	4	80%
26	Gland Pharma	5	2	40%
27	Microlabs	5	5	100%
28	Somerset	5	1	20%
29	Unichem	5	2	40%
30	Alvogen	4	0	0%
31	Azurity	4	3	75%
32	Fresenius Kabi	4	4	100%
33	Hikma	4	0	0%
34	Indoco Remedies	4	1	25%
35	Mankind pharma	4	2	50%
36	Par Pharma	4	2	50%
37	Sciegen Pharma	4	0	0%
38	Aizant	3	3	100%
39	HAINAN Poly Pharm	3	0	0%
40	Inventia	3	1	33%
41	Laurus Labs	3	1	33%
42	Qilu Pharma	3	2	67%
43	Roxane	3	1	33%
44	SigmaPharma	3	2	67%
45	Sunshine pharma	3	2	67%
46	USV private limited	3	1	33%
47	Wockhardt	3	1	33%
48	Anobri Pharma	2	2	100%

Source:- Para IV Insights, Research Delta Advisors

GENERICS OPPORTUNITY – INDIAN CO. DOMINATES PARA IV SPACE

Sr. No.	Company	No. of Para IVs	No. of FTFs	FTFs as % Para IVs
49	Ascent Pharms	2	0	0%
50	Aspiro pharma	2	2	100%
51	Deva Pharma	2	0	0%
52	Emcure	2	1	50%
53	Granules India	2	0	0%
54	Hec Pharma	2	1	50%
55	Natco	2	1	50%
56	Padagis	2	2	100%
57	Perrigo	2	0	0%
58	Saba Ilac Sanayi Ve Ticaret As	2	0	0%
59	Sagent Pharma	2	1	50%
60	Sinotherapeutics	2	0	0%
61	Umedica	2	0	0%
62	Zenara pharma	2	2	100%
63	Anchen	1	1	100%
64	ANI Pharma	1	0	0%
65	Apicore	1	0	0%
66	Bion pharma	1	1	100%
67	Biophore india	1	0	0%
68	Carnegie Pharmaceuticals	1	0	0%
69	Changzhou Pharma	1	0	0%
70	Chemo Research	1	0	0%
71	Dexcel Pharma	1	0	0%
72	Endo Pharma	1	1	100%

Source:- Para IV Insights, Research Delta Advisors

GENERICS OPPORTUNITY – INDIAN CO. DOMINATES PARA IV SPACE

Sr. No.	Company	No. of Para IVs	No. of FTFs	FTFs as % Para IVs
73	Epic pharma	1	0	0%
74	Esjay Pharma	1	1	100%
75	Fisio pharma	1	1	100%
76	Hangzhou	1	1	100%
77	Hopewell Pharma Ventures	1	0	0%
78	HUAHAI	1	1	100%
79	Humanwell Puracap	1	0	0%
80	InnoPharma	1	1	100%
81	JIANGSU HANSOH	1	1	100%
82	Lannett	1	0	0%
83	Lotus Pharma	1	0	0%
84	Mayne Pharma	1	0	0%
85	Navinta	1	1	100%
86	Nexus Pharma	1	1	100%
87	Orbicular	1	0	0%
88	Orient	1	0	0%
89	Paddock	1	0	0%
90	Pharmascience	1	0	0%
91	Rhodes Pharma	1	0	0%
92	Rubicon research	1	0	0%
93	Seasons Biotechnology	1	1	100%
94	Shilpa Medicare	1	1	100%
95	Solco Healthcare	1	1	100%
96	Synthon Pharma	1	0	0%

Source:- Para IV Insights, Research Delta Advisors

GENERICS OPPORTUNITY – INDIAN CO. DOMINATES PARA IV SPACE

Sr. No.	Company	No. of Para IVs	No. of FTFs	FTFs as % Para IVs
97	Twis Pharma	1	0	0%
98	Wilshire	1	1	100%
99	Xiromed	1	0	0%
100	ZHEJIANG	1	0	0%

Source:- Para IV Insights, Research Delta Advisors

ANNEXURE

2026 : PRODUCTS LOSING EXCLUSIVITY

Sr. No.	Brand Name	Generic Name	Dosage	Sales (In \$ Millions)
1	Aplenzin	Bupropion Hydrobromide	174, 348, 522 mg; Tablet, Extended Release	50
2	Bosulif	Bosutinib	100, 400, 500 mg; Tablet	460
3	Premium Content			
4				
5				
6				
7				
8				
9				
10				
11				
12				
13				
14				
15				
16				
17				
18				
19				
20				
21				

Source:- Para IV Insights, Research Delta Advisors

2026 : PRODUCTS LOSING EXCLUSIVITY

Sr. No.	Brand Name	Generic Name	Dosage	Sales (In \$ Millions)
22				
23				
24				
25				
26				
27				
28				
29				
30				
31				
32				
33				

Premium Content

Source:- Para IV Insights, Research Delta Advisors

2027 : PRODUCTS LOSING EXCLUSIVITY

Sr. No.	Brand Name	Generic Name	Dosage	Sales (In \$ Millions)
1				
2				
3				
4				
5				
6				
7				
8				
9				
10				
11				
12				
13				
14				
15				
16				
17				
18				
19				
20				
21				

Premium Content

Source:- Para IV Insights, Research Delta Advisors

2027 : PRODUCTS LOSING EXCLUSIVITY

Sr. No.	Brand Name	Generic Name	Dosage	Sales (In \$ Millions)
22	Premium Content	Premium Content	Premium Content	Premium Content
23				
24				
25				
26				
27				
28				

Source:- Para IV Insights, Research Delta Advisors

2028 : PRODUCTS LOSING EXCLUSIVITY

Sr. No.	Brand Name	Generic Name	Dosage	Sales (In \$ Millions)
1				
2				
3				
4				
5				
6				
7				
8				
9				
10				
11				
12				
13				
14				
15				
16				
17				
18				
19				
20				
21				
22				

Premium Content

Source:- Para IV Insights, Research Delta Advisors

2028 : PRODUCTS LOSING EXCLUSIVITY

Sr. No.	Brand Name	Generic Name	Dosage	Sales (In \$ Millions)
23	Premium Content	Premium Content	Premium Content	Premium Content
24				
25				
26				
27				
28				
29				

Source:- Para IV Insights, Research Delta Advisors

THANK YOU